



ENERGY-MISER BUILDINGS™

60x88x15 Hastings, NE - 080920



30x40x14 Billings, MO - 081318



built with pride before the  is applied™

Cleary Energy-Miser buildings™ create an environment which affords you a warm and comfortable work area. Cleary offers you a wide variety of options to let you plan your building your way now and into the future.

Full-width and full-length 6" fiberglass blanket insulation between the sidewall columns, combined with blown-in ceiling insulation, gives you a highly energy efficient structure. Add insulated walk doors, available in several styles, and select from your choice of energy-saving thermal windows. For drive-thru entrances and loading docks, use insulated overhead and bi-fold doors to conserve on heating and cooling costs. Energy-Miser buildings™ can benefit further with the addition of vented overhangs on the side and end walls, vented ridgecaps and other options which contribute to both form and function.



custom quality at packaged prices

High clearance, all steel endwall and sidewall doors open wide for easy access and roll smoothly in self-cleaning tracks. Roof trusses are designed in a variety of clear spans up to 100' wide, which allows you to design a building to fit on any site.

So whether your building is for Agricultural or Commercial use, count on Cleary Building Corp. to professionally engineer and expertly construct a virtually maintenance-free structure that will serve your needs economically and efficiently.

36x48x12 Spring Creek, NV - 074045



36x56x12 Fort Atkinson, WI - 080738



60x72x17 Palmyra, WI - 060990



30x56x12 with 9x56x10 Ogden, UT - 062807



42x60x15 Potosi, WI - 073759





30x45x14 Omaha, NE 080684



28x60x14 Maple Park, IL - 044243



40x80x12 Franksville, WI - 040560



30x45x14 Omaha, NE - 080684



42x40x13 Mona, UT - 052180



30x40x12 Steward, IL - 074454



30x40x10 Dell Rapids, SD - 060408



30x40x10 Renner, SD - 070717



Eye-appealing extras add the custom “look”!

Enhance the beauty of your building and/or meet special operating requirements with your selection of these eye-appealing and functional extras. Cleary offers a wide variety of attractive and economical extras which allow you to display your personal tastes and company individuality while matching your needs and budget.



Ceiling & Liner Panel



Cupola



Insulation



Louvers



Overhang



Attractive Canopies



Porches



Walk Door




Deep Fascia Overhang



Shingled Roof



Steel Brick Combination




Thermal Windows



Wainscoting



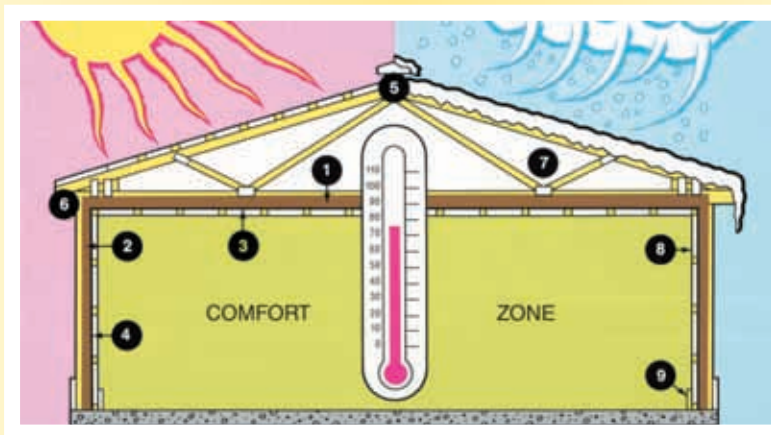
Eye Brows



Window Shutters


Enjoy year-round comfort with Cleary's Energy-Miser™ Insulation Package!

Cleary's Energy-Miser Building™ Insulation Package creates a year-round "comfort zone" inside our new building that helps you save money on heating and cooling costs throughout the year. Blown-in ceiling insulation (1) and full-length fiberglass blankets between all wall posts (2) meet all desired R-values. A tough, continuous polyethylene vapor barrier (3,4) covers all



insulation to seal out moisture from the "comfort zone". Ridge vents (5) and vented overhangs on each side wall (6) provide a fully-ventilated attic area (7). Your choice of ceiling and wall coverings (8) and base trim (9) completes the structure. Energy-saving insulated windows and doors provide efficient, natural lighting while conserving heating and cooling costs.

The above options (1 through 9) depict a complete Energy-Miser Building™ insulation package. Options included in your package may vary according to your contractual agreement. Every Cleary building is customized for your specific requirements.



Cleary Energy-Miser Buildings™ bring you year-round comfort plus unsurpassed heating and cooling economies. Ceiling and walls may be fully-insulated with 6" to 9" thick fiberglass blankets that fill the areas between ceiling trusses and wall posts. A tough, continuous polyethylene vapor barrier seals-out moisture.



A choice of energy-saving, thermal and insulated windows, in a variety of styles and sizes, offer attractive alternatives for natural lighting.



Cleary offers insulated walk-through doors in functional and decorator styles, plus a variety of other door options to fit any size opening.



Heating Loss Comparison

(50' x 80' x 13' buildings with 2 windows and a 20' x 12' insulated door.)

Type of Building	Daily Heat Loss in B.T.U.	Estimated Heating Cost per day with 65% efficient furnace		
		Fuel Oil 1.79/gal	Propane 1.61/gal	Nat. Gas 1.54/therm
Steel w/2" metal bldg. insulation in sidewalls & roof	2,353,680	\$44.92	\$64.77	\$56.84
Cleary Energy-Miser™ w/6" F.G. sidewalls & 8" F. G. ceiling	749,616	\$14.30	\$20.62	\$18.10

Construction details and material specifications shown here are subject to change without notice or obligation.

Since 1978 Cleary Building Corp. Has Provided professionally engineered and custom designed buildings, with quality tested materials, skilled building crews, on time construction and warranties for lasting satisfaction.

Cleary Building Corp. History

The company was founded in 1978 to offer clients a quality building which satisfied their needs at an affordable price. From day one, the company prided itself on offering the personal service a client deserves. Cleary Building Corp.'s world headquarters and manufacturing plants are located in Verona, WI.

In a continuing effort to serve our Midwest and Northwest clients, Cleary Building Corp. opened our second and third "state of the art" manufacturing plants and offices in Grand Island, Nebraska (1995) and in Hazelton, Idaho (1998).



World Headquarters and Manufacturing Plants
Verona, WI



Midwest Manufacturing Plant
Grand Island, NE



Western Manufacturing Plant
Hazelton, ID

Cleary Building Corp. constructs buildings for suburban, farm, commercial, residential and equine applications. We have constructed churches, stores, manufacturing plants, warehouses, corn storage buildings, bus garages, airplane hangars, houses, and just about any other possible application. The Cleary Building Corp. pre-engineered structure continues to provide itself as a viable solution to today's building construction costs and has become widely accepted by engineers, architects and building officials.

Cleary Building Corp. remains firmly committed to bringing clients lasting quality at affordable prices. While Cleary Building Corp. plans additional expansion and is large enough to handle clients' building needs, it maintains the smallness that ensures the personal service Cleary Building Corp. believes its clients deserve.

Multiple United States Locations to Serve ALL of Your Building Needs!



*Throughout the United States there's a
Cleary Building Sales Specialist near you.*

1-800-373-5550

ClearyBuilding.com

© 2007 Cleary Building Corp.

11/08
CBC 1006

Construction details and material specifications shown in this brochure are subject to change without notice or obligation